


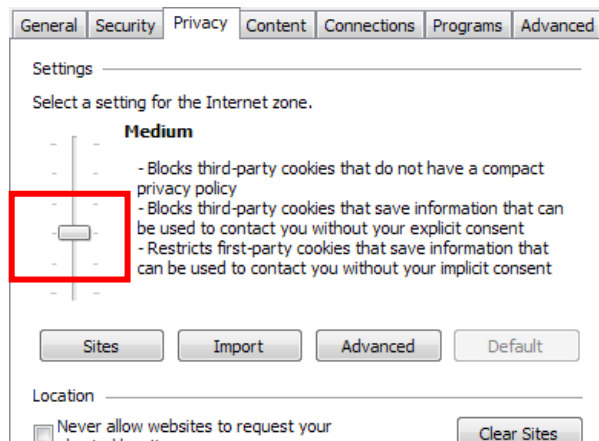


HOW TO ENABLE COOKIES

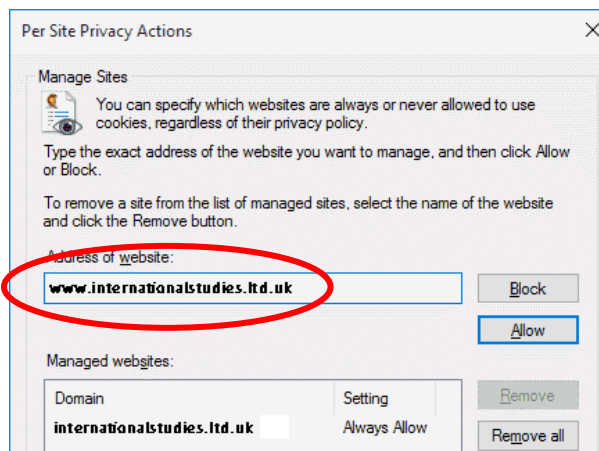
Cookies are small files that your browser is using to manage navigation in some websites. In these files are stored some information about you. In our e-learning platform (developed using Moodle), cookies are used to make it clear that requests come from the same person. Thus the system, once you have entered your username and password, recognizes you through cookies and shows the contents of the courses referred to its inscription: for this reason, they must be active.

Configuration for Internet Explorer

To check or change your settings, click the "Tools" button , select "Internet Options" and then the "Privacy" tab: under the entry "Settings", move the slider to an intermediate position so as not to block or allow all cookies ("Medium" position, see the picture below).



After you have selected the level of privacy that you want, click "Sites": in the tab that opens enter the address www.internationalstudies.ltd.uk and click "Allow".



A training company in partnership with:



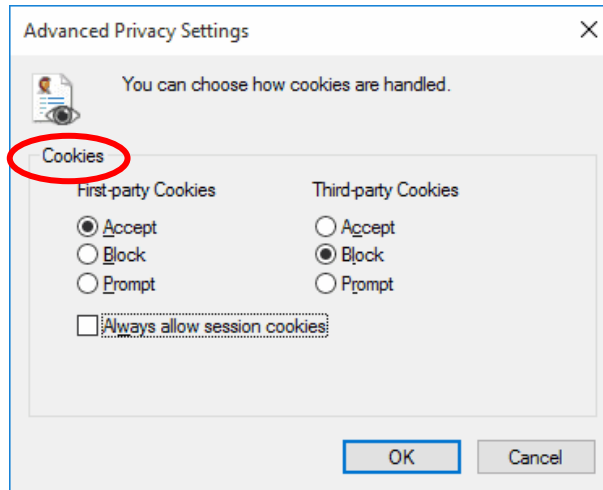
- Recognized and accredited universities**
- Personnel certification awarding bodies**
- Management system certification bodies**

Find us on:






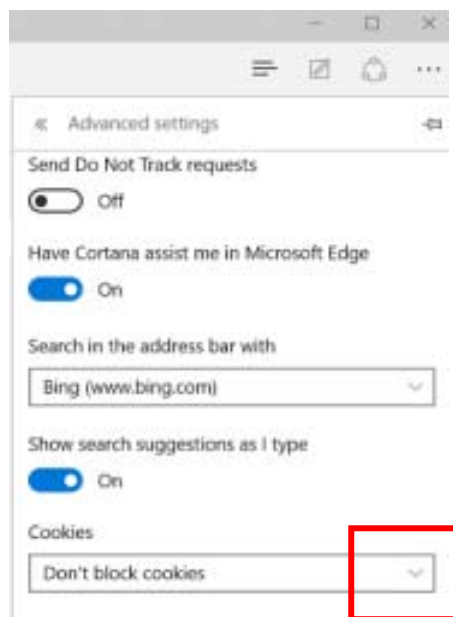
To apply your selections, click the "OK" button located at the bottom of the dialog box. To configure how to handle cookies, in the "Privacy" tab, click "Advanced Privacy Settings" and choose whether to allow or prompt for cookies of first-party and those of third-parties.



To apply your selections, click the "OK" button located at the bottom of the dialog box.

Configuration for Edge

To check or change your settings, click the "Other" button , select "Settings" and then "Show advanced settings": click on the arrow of the drop-down menu "Cookies" and select "Block only third-party cookies" or "Don't block cookies".



A training company in partnership with:



- Recognized and accredited universities**
- Personnel certification awarding bodies**
- Management system certification bodies**

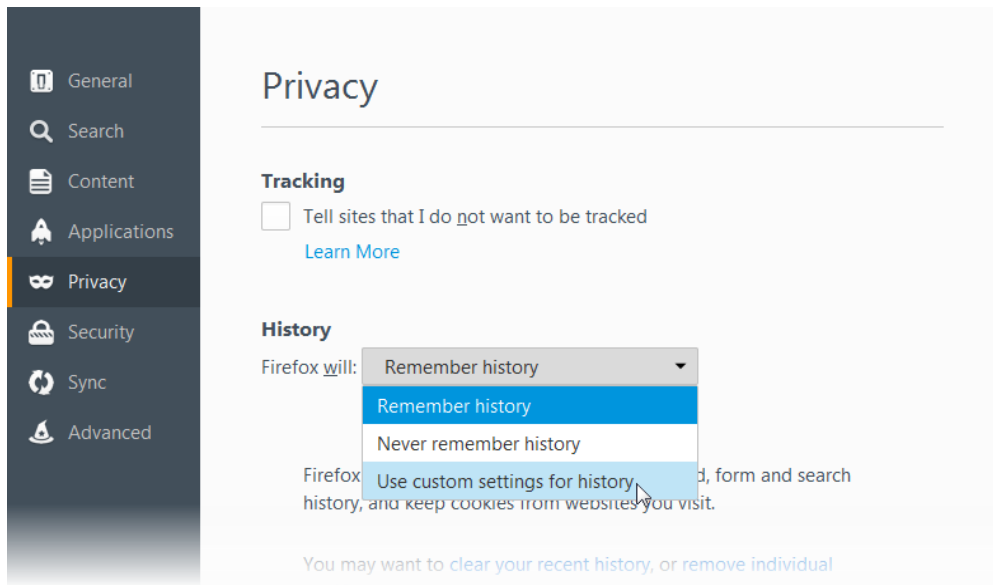
Find us on:



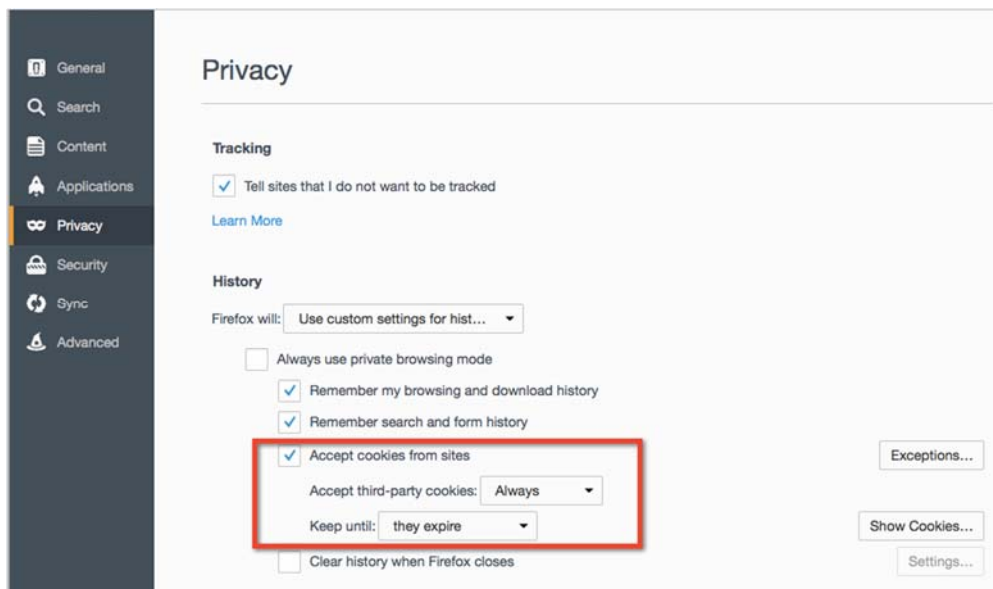


Configuration for Mozilla Firefox

To verify or change your settings, click the menu button  and select "Options" and then the "Privacy" Panel: under the item "History" select "Use custom settings for history".



To enable cookies, please tick the "Accept cookies from sites" (you may choose to block the third-party cookies and their storage time).



A training company in partnership with:



- Recognized and accredited universities**
- Personnel certification awarding bodies**
- Management system certification bodies**

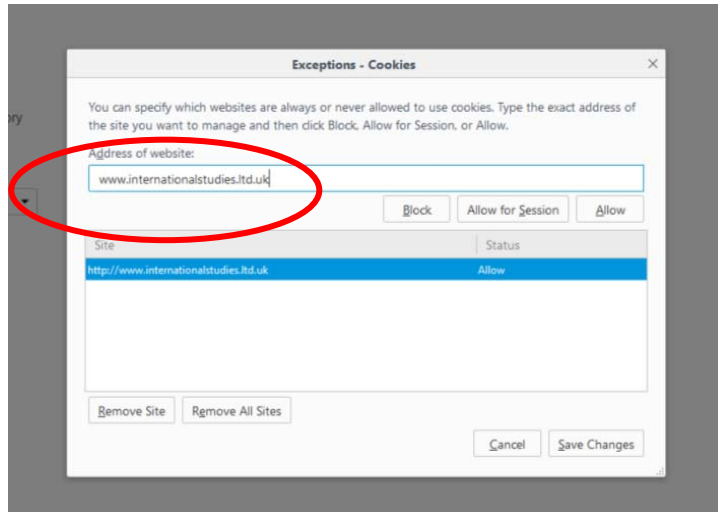
Find us on:





If you are having problems with cookies, first, make sure that the option "Accept third-party cookies" is not set to "Never".

If there are still problems, select "Exceptions" and in the tab that appears (see the picture below) enter the address www.internationalstudies.ltd.uk and click "Allow".

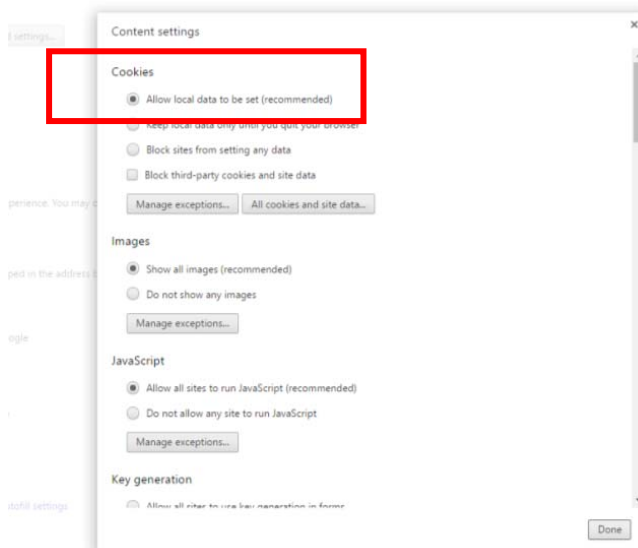


Remember to apply your selections by first clicking on "Save Changes" button located at the bottom in the dialog box.

Configuration for Google Chrome

To verify or change your settings, click the menu button  and select "Settings".

At the bottom of the page, click "Show advanced settings" and in the "Privacy" section, click "Content settings".



A training company in partnership with:



- Recognized and accredited universities**
- Personnel certification awarding bodies**
- Management system certification bodies**

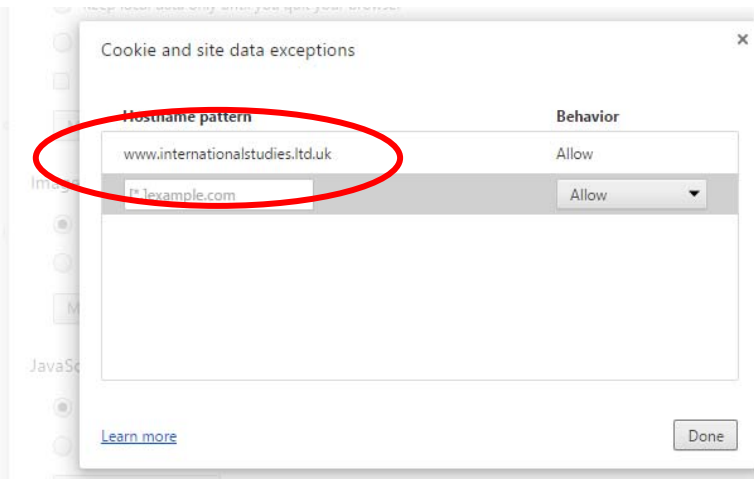
Find us on:






At this point, under the heading "Cookies", you should already find "Allow local data to be set (recommended)".

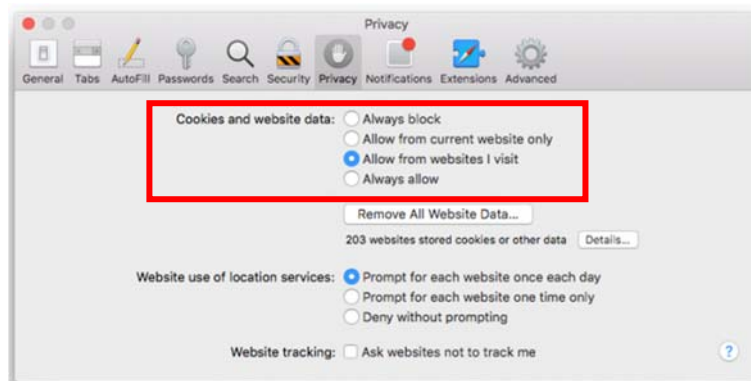
If you are having problems with cookies, first make sure that you have selected "Allow local data to be set (recommended)". If there are still problems, select the "Manage exceptions" and on the tab that appears enter the address www.internationalstudies.ltd.uk and click "Allow".



Remember to apply your selections by clicking on "Done" button located at the bottom in the dialog boxes.

Configuration for Safari

To verify or change your settings, click the menu button  and select "Preferences" and then the "Privacy" Panel. At this point, under "Cookies and other website data" to enable cookies, mark the entry "Allow from websites I visit" (or select "Allow only from the current website", paying attention that you have typed in the address bar of your browser the url www.internationalstudies.ltd.uk).



If you are having problems with cookies, select "Remove all data of the website" in order to erase all entries, close the dialog box and restart Safari.

A training company in partnership with:



- Recognized and accredited universities**
- Personnel certification awarding bodies**
- Management system certification bodies**

Find us on:

